



**Ruth Miskin  
Training**



## Bramley C of E Infant and Nursery School

**Read, Write, Inc.  
Phonics and reading workshop**

# **Our aims for your child as a reader at Bramley Infants**

---

To develop a love of reading

Develop fluency and independence

Develop comprehension skills and understanding

To be introduced to different authors and genres

Have the opportunity to discuss and review books

# Why is reading important?

---

Reading is fundamental to education. Proficiency in reading, writing and spoken language is vital for pupils' success. Through these, they develop communication skills for education and for working with others: in school, in training and at work.

Pupils who find it difficult to learn to read are likely to struggle across the curriculum, since English is both a subject in its own right and the medium for teaching (The reading framework: teaching the foundations of literacy July 2021)

# What is Phonics?

---

Phonics - the sounds that our alphabet represent.

We have 26 letters, 44 sounds and 150+ ways of writing those sounds!!

It is the most difficult language to crack!

We ensure our children learn these sounds quickly and that they are embedded. The best way to do that is have fun learning, but also **repeat, practise and repeat again and again and again!**

# What is phonics?

---

Sounds also known as phonemes

Graphemes (letters we use to write the sound)

All words are made up of individual **sounds**. These sounds are merged together to form words.

e.g. in 'mat' we have the sounds 'm', 'a', 't', ship – 'sh', 'i', 'p'.

A **grapheme** is another name for the letters we use to write the sound. The spelling of that sound on the page.

Phonics is the method of teaching reading through the identification of sounds and graphemes.

This gives your children the tools to read any word.

# Speed Sounds Set 1

## Consonant sounds – stretchy

f	l	m	n	r	s	v	z	sh	th	ng
										nk

## Consonant sounds – bouncy

b	c	d	g	h	j	p	qu	t	w	x	y	ch
	k											

## Vowel sounds – bouncy

a	e	i	o	u
---	---	---	---	---

## Vowel sounds – stretchy

ay	ee	igh	ow
----	----	-----	----

## Vowel sounds – stretchy

oo	oo	ar	or	air	ir	ou	oy
----	----	----	----	-----	----	----	----

# Speed Sounds Set 2

## Consonant sounds – stretchy

f	l	m	n	r	s	v	z	sh	th	ng
										nk

## Consonant sounds – bouncy

b	c	d	g	h	j	p	qu	t	w	x	y	ch
	k											

## Vowel sounds – bouncy

a	e	i	o	u
---	---	---	---	---

## Vowel sounds – stretchy

ay	ee	igh	ow
----	----	-----	----

## Vowel sounds – stretchy

oo	oo	ar	or	air	ir	ou	oy
----	----	----	----	-----	----	----	----

# Speed Sounds Set 3

They begin to look at alternative spellings for the same sounds.

## Consonant sounds

f	l	m	n	r	s	v	z	sh	th	ng
ff	ll	mm	nn	rr	ss	ve	zz	ti		nk
ph	le	mb	kn	wr	se		s	ci		
					ce		se			

b	c	d	g	h	j	p	qu	t	w	x	y	ch
bb	k	dd	gg		g	pp		tt	wh			tch
	ck				ge							
	ch				dge							

## Vowel sounds

a	e	i	o	u	ay	ee	igh	ow
	ea				<u>a-e</u>	<u>e-e</u>	<u>i-e</u>	<u>o-e</u>
					ai	y	ie	oa
						ea	i	o
						e	y	

oo	oo	ar	or	air	ir	ou	oy	ire	ear	ure
<u>u-e</u>			oor	are	ur	ow	oi			
ue			ore		er					
ew			aw							
			au							



# Pure Sounds

It is vital that we teach our children to pronounce the sounds correctly.

We call these *Pure Sounds*.

<https://www.youtube.com/watch?v=yln6PpV1G1I>




# How do we teach reading in Reception?

---


- ▶ Story telling – picture books
- ▶ We do this through daily phonics lessons.
- ▶ The children are first taught to listen for sounds and begin to rhyme
- ▶ We teach the children to then segment and blend **real and made up words**
- ▶ RWI programme is fun and interactive and have pictures or rhymes to hook their learning onto (different learning styles/multi sensory – visual, auditory, read-write and kinaesthetic)
- ▶ Words that cannot be blended are called **Red** words
- ▶ Words that we can sound and then blend are **Green** words. We teach them that this is Fred talk.
- ▶ The children learn reading skills in small guided reading groups where they share a book together match closely to the sound they will be learning that week. They will also access reading/phonics resources in the continuous provision.
- ▶ Listening to stories, favourite 5, poetry and non fiction books, books linked to the different EYFs areas.
- ▶ 5 sounds learnt that week are sent home to practice recognition and letter formation
- ▶ Once they start blending, they may come home with a sound book or a ditty sheet to learn the sound (phoneme) and read the words/sentences.

# Today's sound is....

---



# g



# My turn

# Your turn 😊

# TTYP


---

# Turn to your partner!



# Sounds + blending = reading

---



+

sat

# Picture Phrases on all sets

ay



may I play?

2. day, play, may, way, lay, say, tray, spray

aw



yawn at dawn

3. saw, raw, law, straw, dawn, paw,  
crawl, jaw, claw, yawn



# ‘Special Friends’, ‘Fred Talk’, read the word

1.4

ship

## Black Hat Bob

Black Hat Bob  
is on his ship.

This is his peg leg.





# Red Words (tricky words)

---

I

said

This is Red Hat Rob.



“I will grab that cash box,” he said.

# Nonsense words

---



sheb



glight



ched



teb


# ....and now write it!

Read, Write Inc phonics teaches reading and writing skills at the same time.



# WRITING

Slither down  
the snake



Around the  
dinosaur's  
bottom and up  
to his neck

Maisie  
mountain,  
mountain



Around the  
apple and  
down the leaf

We use a rhyme to help the children learn the formation of the letter.  
They are taught how to hold the pencil (pencil grip) and sit at their tables.

# Teaching letter formation

## Handwriting phrases for helping your child to form letters

This works best if your child practises for a short time every day.

1. Show the picture side and air-write as you say the phrase.
2. Ask your child to practise in the air with you.
3. Using a sharp pencil and sat at a table, encourage your child to have a go.
4. Praise your child for their efforts.

m Maisie, mountain, mountain  
a round the apple, down the leaf  
s slither down the snake  
d round his bottom, up his tall neck and down to his feet  
t down the tower, across the tower  
i down the body, dot for the head  
n down Nobby, over his net  
p down the plait and over the pirate's face  
g round her face, down her hair and give her a curl



# Key Stage 1 (Y1 and Y2)

## Phonics at Bramley

---

- Daily 20 minute discrete lesson each day
- Assessment at the beginning of the term and after a block of teaching
- Children are placed in the groups based on the assessments (sounds they need to learn)
- They will revise the sounds previously learnt, learn a new sound, read green and red words, read the book x3 a week, write words/sentences linked to spelling and grammar.

# Reading at home

1. Use pure sounds, not letter names
2. Teach the picture names
3. Practise reading sounds speedily -  
'review, review, review'
4. Use the handwriting phrases for writing only



# What can you do?

---

- Listen to your child read the same storybook again and again
- Encourage them to use 'Special Friends', 'Fred Talk', 'read the word'
- Clap out syllables
- Discuss the story and encourage their storyteller voice (model this)
- Use the information on the inside or back covers of the books to guide you
- Access the bookmarks or videos on the website to help support developing reading skills.
- Talk to your child's teachers for strategies or more information



# Paired reading at home

---

<https://www.youtube.com/watch?v=I23wV6JKCpo>



# Questions?



# Have fun!

---

## Useful websites

<https://home.oxfordowl.co.uk/>

<https://www.booktrust.org.uk/>

<https://www.phonicsplay.co.uk/> comics and interactive games

[www.ictgames.com](http://www.ictgames.com)

<https://www.roythezebra.com/>

<https://www.youtube.com/watch?v=UCI2mu7URBc>

Clip to show how to pronounce pure sounds

Follow fiveminutemum on Instagram or purchase her book for making phonics, reading and writing learning at home quick and fun.

## Online resources available

---

Ruth Miskin Parents' Page:

<http://www.ruthmiskin.com/en/parents/>

Ruth Miskin Facebook:

<https://www.facebook.com/miskin.education>

Free e-books for home reading:

<http://www.oxfordowl.co.uk/Reading/>